


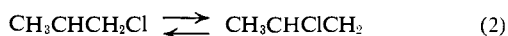
Isomerization of Alkyl Chlorides and Bromides by Radiation¹

Masaaki Takehisa, Gerrit Levey, and John E. Willard

Contribution from the Department of Chemistry, University of Wisconsin, Madison, Wisconsin. Received July 8, 1966

Abstract: The isomerization reactions induced by γ irradiation of n -C₃H₇Cl, i -C₃H₇Cl, n -C₄H₉Cl, i -C₄H₉Cl, sec -C₄H₉Cl, t -C₄H₉Cl, n -C₃H₇Br, and n -C₄H₉Br have been investigated to determine which compounds undergo a hydrogen halide catalyzed chain isomerization and to elucidate further the mechanisms of such isomerizations. n -C₃H₇Cl, n -C₄H₉Cl, and i -C₄H₉Cl show the catalyzed reaction, with high G values, but i -C₃H₇Cl, sec -C₄H₉Cl, t -C₄H₉Cl, and the bromides do not. Effects of dose, dose rate, concentration of additives (HCl, HBr, HI, I₂, DPPH, CH₃I), temperature, and phase on G values have been studied. The apparent activation energy, obtained from measurements over the range from -78 to 100° , is 3 kcal mole⁻¹. Hydrogen bromide, present at 1.2 mole % during the radiolysis of liquid n -C₃H₇Cl, has negligible catalytic effect at 25° but is effective at elevated temperatures, while HI is ineffective, consistent with the relative activation energies for H abstraction by Cl, Br, and I. The ratios of i -C₃H₇TCl to n -C₃H₇TCl produced when liquid n -C₃H₇Cl is radiolyzed in the presence of TCl at -80 and 24° are about 0.8 and 0.4 , respectively; these are discussed in relation to the isomerization mechanism. $G(\text{isomerization})$ of n -C₄H₉Cl in both the glassy and polycrystalline states at -196° is less than unity and is quite insensitive to HCl. In the gas phase at 25° , HCl has a similar catalytic effect to that at the same molar concentration in the liquid phase. Radiation energy absorbed by the HCl does not initiate isomerization of the alkyl chloride. Neither HCl nor HBr catalyzes the isomerization of n -C₄H₉Br effectively, but $G(\text{isomerization})$, which is 19 at 25° , rises to 80 at 100° , indicating a chain isomerization occurring by a mechanism not involving hydrogen halide catalysis. The yields of 1,1-, 1,2-, 2,2-, and 1,3-C₃H₆Cl₂ from the photolysis and radiolysis of solutions of Cl₂ in n -C₃H₇Cl and i -C₃H₇Cl have been determined to assist in the interpretation of the mechanism of isomerization.

A unique HCl-catalyzed chain reaction involving an intraradical chlorine atom shift has been shown to account for the high yields of i -C₃H₇Cl produced by the radiation-induced isomerization of n -C₃H₇Cl.² The evidence indicates that the chain consists of steps 1-4, initiated by a Cl atom produced from the n -C₃H₇Cl by the radiation. The rate of isomerization is proportional



to the concentration of HCl because this determines the probability that a radical will react by (3) rather than (4). Since radicals used up by (3) are regenerated by (1), the steady-state concentration of radicals is independent of the HCl concentration. In accord with this mechanism, the isomerization is eliminated by iodine scavenger, $G(\text{isomerization})$ is inversely proportional to the square root of the radiation intensity, and, when TCl is present, i -C₃H₇TCl is formed at a rate consistent with the rate of isomerization.

The present paper presents the results of work designed to obtain further information on the mechanism of the radical isomerization in n -C₃H₇Cl and on similar reactions in other alkyl halides.

Experimental Section

Materials. The alkyl halides used were reagent grade materials, further purified by careful fractional distillation with a 3-ft Todd still, sometimes preceded by prolonged stirring with concentrated sulfuric acid. Gas chromatographic analyses of the purified compounds showed that they contained less than 0.04 mole %

of the isomer for which radiation yields were to be determined. Matheson Chemical Co. HCl was admitted to the vacuum line from a tank through a P₂O₅ tube. It was subjected to repeated freezing and pumping before being stored in a flask on the line.

Sample Preparation and Irradiation. Accurately known volumes of about 0.3 ml of alkyl halides were degassed and distilled through P₂O₅ into 6-mm o.d. Pyrex tubes, in which they were sealed off from the vacuum line. When desired, a known amount of HCl was frozen down in the sample tube, from a metering volume, prior to adding the alkyl halide.

For irradiation the sample tubes were exposed to a cobalt-60 γ -ray source. The dose rate was usually about 3.5×10^{18} ev g⁻¹ min⁻¹. Liquid nitrogen, Dry Ice-trichloroethylene, and a thermostated oil bath were used to surround the samples and source for irradiations at temperatures of -196 , -78 , and 100° , respectively. All other irradiations were done without thermostating at a temperature of approximately 25° .

Analytical Procedures. The yields of isomers were determined by gas chromatography using a silicone oil on firebrick column and a flame ionization detector. Adequate dilution of the samples to be analyzed was obtained with carbon disulfide. Gaseous samples were prepared for aliquoting by freezing down and adding carbon disulfide. The relative sensitivity of the chromatograph for different compounds was determined with known samples, and changes in sensitivity from day to day were also determined with known standards.

HCl yields were determined by iodometry as described earlier.^{2,3}

G values were calculated on the basis of Fricke dosimetry^{2b} and on the assumption that the ratio of the rate of energy absorption by a sample to that by the dosimeter is equal to the ratio of the number of electrons per gram.

Results

HCl-Catalyzed Isomerization of n -C₄H₉Cl and i -C₄H₉Cl. Dismukes and Wilcox⁴ found that the γ -induced isomerizations of n -C₄H₉Cl to sec -C₄H₉Cl and of i -C₄H₉Cl to t -C₄H₉Cl occur with G values of 60 and 20 , respectively, which are independent of dose in the range of 1.1×10^{21} to 3.6×10^{21} ev g⁻¹. In the same dose range, but at a 10-fold higher dose rate (3.6×10^{18} ev g⁻¹ min⁻¹), we also find dose independ-

(1) This work has been supported in part by the U. S. Atomic Energy Commission under Contract AT(11-1)-32 and by the W. F. Vilas Trust of the University of Wisconsin.

(2) (a) H. L. Benson, Jr., and J. E. Willard, *J. Am. Chem. Soc.*, **83**, 4672 (1961); (b) H. L. Benson, Jr., and J. E. Willard, **88**, 5689 (1966).

(3) R. J. Neddrenriep and J. E. Willard, *J. Phys. Chem.*, **65**, 1206 (1961).

(4) E. B. Dismukes and W. S. Wilcox, *Radiation Res.*, **11**, 754 (1959).

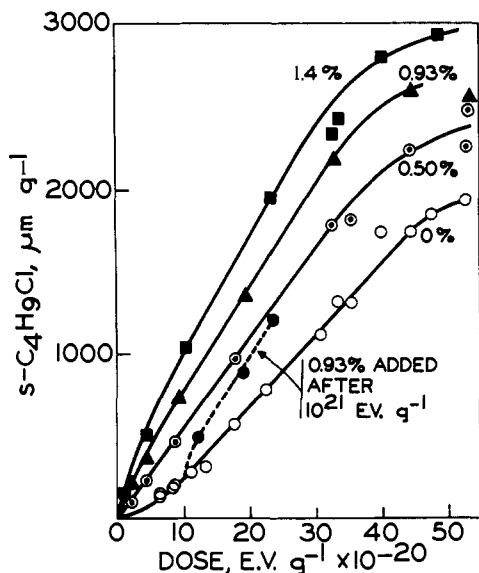


Figure 1. Isomerization of liquid $n\text{-C}_4\text{H}_9\text{Cl}$ to $\text{sec-C}_4\text{H}_9\text{Cl}$ at 25° as a function of radiation dose at high doses. Percentage labels on the curves indicate mole % HCl present at start of irradiation.

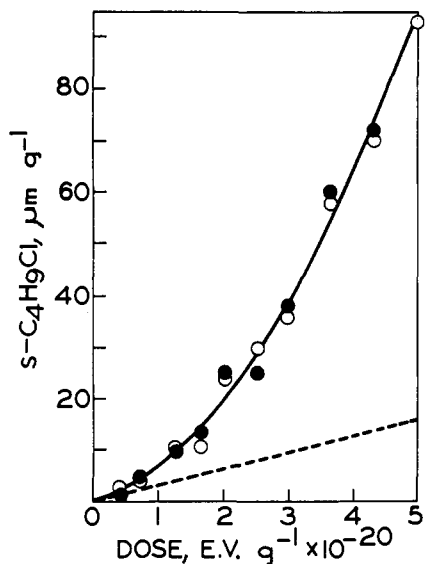


Figure 2. Isomerization of liquid $n\text{-C}_4\text{H}_9\text{Cl}$ to $\text{sec-C}_4\text{H}_9\text{Cl}$ at 25° as a function of radiation dose at low doses.

ence for the rate of isomerization of $n\text{-C}_4\text{H}_9\text{Cl}$ (Figure 1, lowest curve). However, the rate is dose dependent at both lower and higher doses. In the range 0.4×10^{20} to 5×10^{20} ev g^{-1} the yield of the isomer increases approximately as the second power of the absorbed dose (Figure 2), as it does in the isomerization of $n\text{-C}_3\text{H}_7\text{Cl}$,² where the autocatalytic effect has been shown to be caused by the HCl produced during radiolysis. Direct proportionality between G value and average HCl concentrations in the isomerization of $n\text{-C}_4\text{H}_9\text{Cl}$ at low doses is demonstrated by experiments in which known amounts of HCl were added prior to irradiation (Figure 3). The data plotted are average concentrations during the irradiation period. Using $G(\text{HCl}) = 5^{2b}$ to calculate the concentration of HCl built up during irradiation, it may be shown that the rate at any time is the same for HCl produced *in situ* as the initial

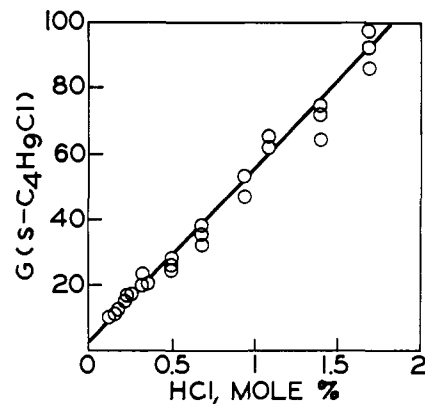


Figure 3. $G(\text{sec-C}_4\text{H}_9\text{Cl})$ from the radiolysis of liquid $n\text{-C}_4\text{H}_9\text{Cl}$ at 25° as a function of HCl concentration.

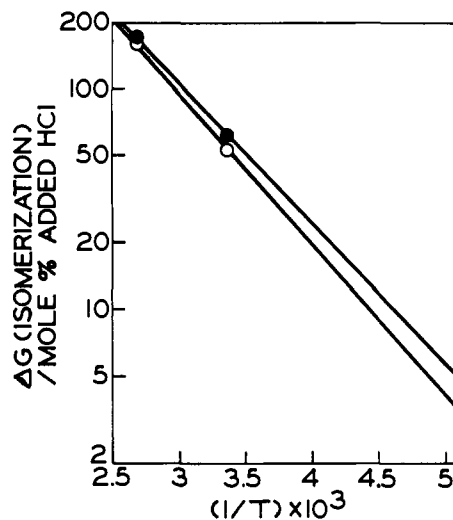


Figure 4. Temperature dependence of HCl-catalyzed isomerizations of liquid alkyl chlorides: ●, $n\text{-C}_3\text{H}_7\text{Cl} \rightarrow t\text{-C}_3\text{H}_7\text{Cl}$; ○, $n\text{-C}_4\text{H}_9\text{Cl} \rightarrow \text{sec-C}_4\text{H}_9\text{Cl}$.

rate obtained for $n\text{-C}_4\text{H}_9\text{Cl}$ containing an equal concentration of added HCl.

Similar, less extensive, experiments on the isomerization of $i\text{-C}_4\text{H}_9\text{Cl}$ to $t\text{-C}_4\text{H}_9\text{Cl}$ show qualitatively identical dependence on dose and on concentration of HCl, in the low dose region. It may be concluded that $n\text{-C}_4\text{H}_9\text{Cl}$, and probably also $i\text{-C}_4\text{H}_9\text{Cl}$, are similar to $n\text{-C}_3\text{H}_7\text{Cl}$ ² in undergoing radiation-induced isomerization by HCl-catalyzed chain reactions involving intramolecular chlorine atom shifts. At 1.5 mole % HCl the G values for the $n\text{-C}_4\text{H}_9\text{Cl}$ and $i\text{-C}_4\text{H}_9\text{Cl}$ processes at a dose rate of 3.6×10^{18} $\text{ev g}^{-1} \text{min}^{-1}$ and absorbed dose of 5×10^{19} ev g^{-1} at 25° are about 80 and 20.

The equations for the curve of Figure 2 and for the same system at 100° , as obtained by the least-squares method, are

$$[\text{sec-C}_4\text{H}_9\text{Cl}] = 3.1n + 3.2n^2 \text{ at } 25^\circ \quad (5)$$

$$= 5.3n + 19.5n^2 \text{ at } 100^\circ \quad (6)$$

where the yields are in $\mu\text{moles g}^{-1}$ and n is the dose in units of 10^{20} ev g^{-1} . In each case there is a linear term in addition to the square term, suggesting that some isomerization occurs by a process or processes not dependent on the growth of HCl concentration in the alkyl halide during irradiation. The G values indicated

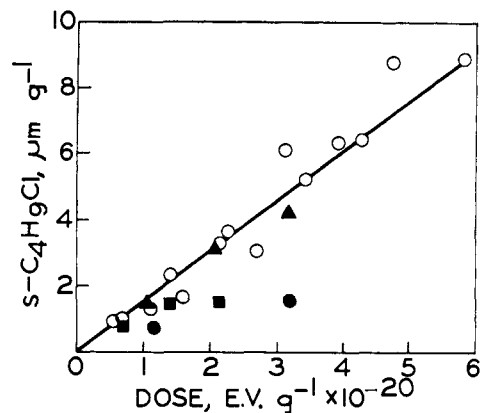


Figure 5. Isomerization of liquid $n\text{-C}_4\text{H}_9\text{Cl}$ to $sec\text{-C}_4\text{H}_9\text{Cl}$ at -78° with and without radical scavengers: \circ , pure $n\text{-C}_4\text{H}_9\text{Cl}$; \blacktriangle , $n\text{-C}_4\text{H}_9\text{Cl}$ + 0.85 mole % CH_3I ; \blacksquare , $n\text{-C}_4\text{H}_9\text{Cl}$ + 0.1 mole % DPPH; \bullet , $n\text{-C}_4\text{H}_9\text{Cl}$ + 0.25 mole % I_2 .

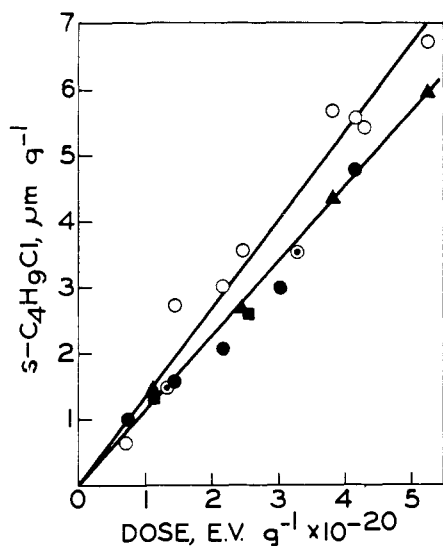


Figure 6. Isomerization of $n\text{-C}_4\text{H}_9\text{Cl}$ to $sec\text{-C}_4\text{H}_9\text{Cl}$ by radiolysis in the solid state at -196° : \circ , glassy solid; \blacktriangle , polycrystalline solid; \bullet , glassy solid + 0.1 mole % DPPH; \blacksquare , glassy solid + 0.25 mole % I_2 ; \odot , glassy solid + 0.85 mole % CH_3I .

for this process are 1.9 at 25° and 3.2 at 100° . The extent of this contribution to the total yield of the isomerization of $n\text{-C}_4\text{H}_9\text{Cl}$ at 25° is indicated by the dotted line of Figure 2.

Temperature Dependence. Figure 4 shows the temperature dependence of the HCl-catalyzed isomerizations of $n\text{-C}_3\text{H}_7\text{Cl}$ and $n\text{-C}_4\text{H}_9\text{Cl}$. ΔG , plotted on the ordinate, is the change in G value per 1 mole % increase in HCl concentration at the temperature indicated by the abscissa. From these data it appears that the rate-determining step of the HCl-catalyzed isomerization is the same from -78 to 100° and that it is similar for the two compounds. The apparent activation energy is 3 kcal/mole.

The effect of temperature on $G(\text{isomerization})$ of $n\text{-C}_4\text{H}_9\text{Cl}$ is further illustrated by comparison of Figure 5, for irradiation of the liquid at -78° , with Figure 2, for irradiation to the same total dose at 25° . The data of Figure 5 are not adequate to show whether the rate increases with dose or is linear, but the effect of scavengers is consistent with the conclusion that the yield

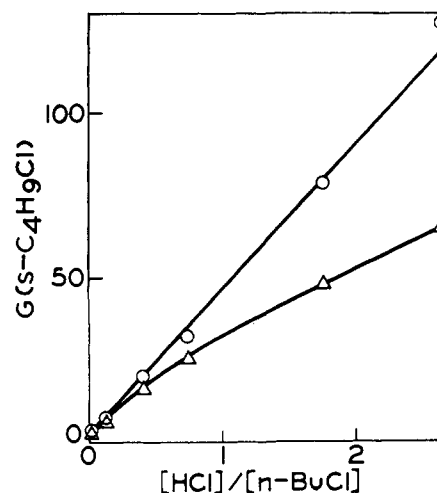


Figure 7. $G(sec\text{-C}_4\text{H}_9\text{Cl})$ from the radiolysis of gaseous $n\text{-C}_4\text{H}_9\text{Cl}$, as a function of HCl concentration at 25° : pressure of $n\text{-C}_4\text{H}_9\text{Cl}$, 94 torr for all experiments; dose rate to $n\text{-C}_4\text{H}_9\text{Cl}$, 2.5×10^{18} $\text{ev g}^{-1} \text{min}^{-1}$; total dose to $n\text{-C}_4\text{H}_9\text{Cl}$, 3.2×10^{20} ev g^{-1} ; \circ , calculated on the basis of energy absorbed by $n\text{-C}_4\text{H}_9\text{Cl}$ only; Δ , calculated on the basis of energy absorbed by both $n\text{-C}_4\text{H}_9\text{Cl}$ and HCl.

is caused in part by free-radical steps and in part by a non-scavenged step. Better evidence that reactions 1-4 occur even at this temperature is the fact that experiments at five concentrations of added HCl from 0.2 to 1.5 mole % show a linear increase in $G(\text{isomerization})$ from 1.7 at 0.2 mole % HCl to 6 at 1.5 mole % HCl (at a dose of 0.5×10^{20} ev g^{-1}). The concentrations of HCl produced in the experiments of Figure 5 are not known, since $G(\text{HCl})$ has not been determined at -78° .

Solid-State Yields. $G(\text{isomerization})$ for both glassy and polycrystalline $n\text{-C}_4\text{H}_9\text{Cl}$ at -196° is less than unity and is affected very little by HCl. The data of Figure 6 suggest that it may be slightly lower ($G = 0.7$) in the polycrystalline solid than in the glassy state ($G = 0.8$), and that radical scavengers added to the glass may reduce the yield to that of the crystalline state. Experiments with initially added HCl gave G values of 1.0 ± 0.1 throughout the range from 0.4 to 1.6 mole % in both glassy and crystalline samples.

In contrast to the slight effect of phase and temperature on $G(\text{isomerization})$ of $n\text{-C}_4\text{H}_9\text{Cl}$ in the absence of HCl, the yields of nonisomeric products of such radiolyses may change dramatically, as shown in Table I for the $\text{C}_3\text{H}_7\text{Cl}$ radiolysis.

Isomerization in the Gaseous State. Radiolysis of $n\text{-C}_4\text{H}_9\text{Cl}$ in the gas phase at 25° , at a pressure of 94 torr, a dose rate of about 2.5×10^{18} $\text{ev g}^{-1} \text{min}^{-1}$, and a dose of 3.2×10^{20} ev g^{-1} , gave $G(sec\text{-C}_4\text{H}_9\text{Cl}) = 2.7$. This was increased only to 3.4 by 2 mole % added HCl, in contrast to the large effect of HCl in the liquid phase (Figure 3). With further increase in the HCl concentration, while retaining the $n\text{-C}_4\text{H}_9\text{Cl}$ concentration constant, $G(sec\text{-C}_4\text{H}_9\text{Cl})$ increased linearly (Figure 7), when calculated on the basis of energy absorbed directly by the $n\text{-C}_4\text{H}_9\text{Cl}$. Similar results were obtained for the isomerization of gaseous $n\text{-C}_3\text{H}_7\text{Cl}$, using a dose of 0.75×10^{20} ev g^{-1} . The G value in the absence of added HCl was 6.1. In the presence of 75 mole % HCl it rose to 220 (based on energy absorbed by the $\text{C}_3\text{H}_7\text{Cl}$).

Table I. High-Boiling Radiolysis Products from $n\text{-C}_3\text{H}_7\text{Cl}$ at Various Temperatures

	G values ^a			
	25°	-78°	-196°	-196° ^b
1,2- $\text{C}_3\text{H}_5\text{Cl}_2$	0.59	0.78	0.88	0.76
1,3- $\text{C}_3\text{H}_5\text{Cl}_2$	0.07	0.09	1.4	1.7
$\text{sec-C}_6\text{H}_{13}\text{Cl}$ + 1-Cl-2-Me- pentane	0.39	0.39	0.08	0.04
$n\text{-C}_6\text{H}_{13}\text{Cl}$	0.11	0.11	0.04	0.05
Not identified	0.06	0.02	0.001	
$\text{C}_6\text{H}_{12}\text{Cl}_2$ (A)	0.48	0.17	0.005	
(B)	0.44	0.44	0.01	
(C)	0.72	1 ^c	0.03 ^c	

^a Based on the relative yields at 25, -78, and -196° determined in the present work, and normalized to the G values at 25° determined previously.^{2b} ^b 0.85 mole % CH_3I was present in the experiments of this column. ^c Relative values for -78 and -196°, not G values; the yield at 25° was not determined in the present work.

Effect of Dose Rate. Comparison of eq 5, obtained for a dose rate of $3.56 \times 10^{18} \text{ ev g}^{-1} \text{ min}^{-1}$, with the similar equation obtained for a dose rate of $1.14 \times 10^{18} \text{ ev g}^{-1} \text{ min}^{-1}$ ($[\text{sec-C}_4\text{H}_9\text{Cl}] = 3.67n + 5.19n^2$), indicates that the yield of the first power process varies as $I^{0.85}$ and that of the second-power process as $I^{0.59}$, where I is the absorbed radiation intensity.

These exponents are probably within experimental error of the values of 0.5 and 1 which would be expected if the square term represents production by the mechanism of eq 1-4 and the first power term represents contribution by a mechanism which does not involve radical-radical combination. The square-root dependence on radiation intensity has also been observed for the isomerization of $n\text{-C}_3\text{H}_7\text{Cl}$.²

The G value for increments of $\text{sec-C}_4\text{H}_9\text{Cl}$ produced at doses greater than $10^{21} \text{ ev g}^{-1}$ at a dose rate of $1.14 \times 10^{18} \text{ ev g}^{-1} \text{ min}^{-1}$ is 28.6 as compared to 25.9 at $3.56 \times 10^{18} \text{ ev g}^{-1} \text{ min}^{-1}$, indicating an intensity dependence of $I^{0.92}$. This independence of dose rate indicates that most of the reaction chains producing the isomerization are not terminated by radical-radical combination between chain-carrying radicals. Termination may be by combination with olefinic impurities built up in the system as a result of the high dose.

Yields in the Presence of Radical Scavengers. In the presence of 0.25 or 0.5 mole % I_2 or 0.1 mole % diphenylpicrylhydrazyl (DPPH), $G(\text{sec-C}_4\text{H}_9\text{Cl})$ from the radiolysis of liquid $n\text{-C}_4\text{H}_9\text{Cl}$ at 25° in the dose range of 1 to $6 \times 10^{20} \text{ ev g}^{-1}$ at a dose rate of $3.6 \times 10^{18} \text{ ev g}^{-1} \text{ min}^{-1}$ was 0.4. The residual reaction must be due to hot-radical reactions or intramolecular rearrangement. The difference between this value and the G of 1.9 in the absence of scavengers which is independent of dose (eq 5, and dotted line of Figure 2) may represent isomerization by thermal radical reactions not involving reaction with HCl. A value of 0.4 for isomerization at 25° in the presence of added I_2 has also been observed for the radiolysis of $n\text{-C}_3\text{H}_7\text{Cl}$.²

A few experiments done under the same dose conditions with 0.85 mole % of CH_3I added gave yields about 0.6 of those shown in Figure 2 for $n\text{-C}_4\text{H}_9\text{Cl}$ without additive. CH_3I is an effective electron scavenger⁵ and presumably may also serve as a scavenger for butyl

(5) For examples and references, see (a) P. R. Geissler and J. E. Willard, *J. Am. Chem. Soc.*, **84**, 4627 (1962); (b) R. F. C. Claridge and J. E. Willard, *ibid.*, **87**, 4992 (1965).

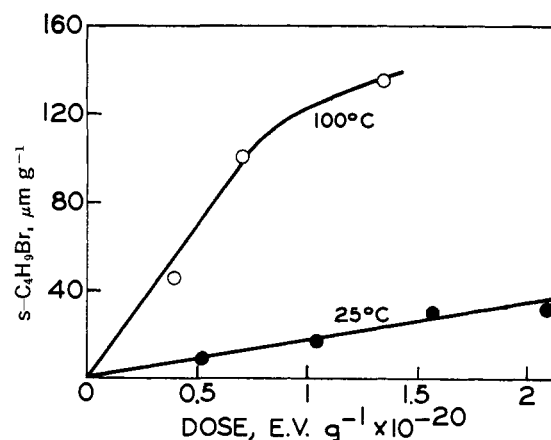
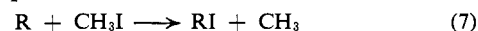


Figure 8. Isomerization of liquid $n\text{-C}_4\text{H}_9\text{Br}$ to $\text{sec-C}_4\text{H}_9\text{Br}$ as a function of dose at 25 and 100°; dose rate, $3.5 \times 10^{18} \text{ ev g}^{-1} \text{ min}^{-1}$.

radicals by the process



The effect of scavengers on the $n\text{-C}_4\text{H}_9\text{Cl}$ isomerization at -78° is illustrated in Figure 5. The G values are 0.34, 0.58, and 0.85 in the presence of 0.25, 0.1, and 0.85 mole % I_2 , DPPH, and CH_3I , respectively.

Test for Isomerization of $\text{sec-C}_4\text{H}_9\text{Cl}$ and $i\text{-C}_3\text{H}_7\text{Cl}$. To evaluate the reversibility of the radiation-induced isomerizations of $n\text{-C}_4\text{H}_9\text{Cl}$ and $n\text{-C}_3\text{H}_7\text{Cl}$, we have determined G for the reverse isomerizations of $\text{sec-C}_4\text{H}_9\text{Cl}$ and $i\text{-C}_3\text{H}_7\text{Cl}$ at -196, -78, 25, and 100°. In all cases the value was less than unity. At the two lowest temperatures no isomerization was detected. At the higher temperatures the value rose from zero, without added HCl, to 0.8 with 1.5 mole % added HCl. A dose of $6.9 \times 10^{20} \text{ ev g}^{-1}$ at a dose rate of $3.5 \times 10^{18} \text{ ev g}^{-1} \text{ min}^{-1}$ was used.

Photoisomerization of Gaseous $n\text{-C}_3\text{H}_7\text{Cl}$. Two experiments in which mixtures of 1.5 mole % HCl in gaseous $n\text{-C}_3\text{H}_7\text{Cl}$ (300 torr) were illuminated in quartz at a distance of 4 cm from a quartz-jacketed AH6 mercury arc for 100 and 300 min gave yields of tenths of a per cent of the $n\text{-C}_3\text{H}_7\text{Cl}$ isomerized, indicating that, in the gas phase as in the liquid phase,² ionizing radiation is not required for the reaction.

Effect of HBr and HI on the Isomerization of $n\text{-C}_3\text{H}_7\text{Cl}$. Tests of 1.2 mole % HBr as a catalyst for the isomerization of liquid $n\text{-C}_3\text{H}_7\text{Cl}$ show that it has negligible effect at 25° but that at 160° it increases $G(\text{isomerization})$ from about 10 to several hundred.⁶ This is consistent with the fact that the activation energy for abstraction of hydrogen from carbon-hydrogen bonds by Br atoms is much higher than that for Cl atoms. HI showed no catalytic effect even at 160°.

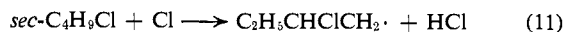
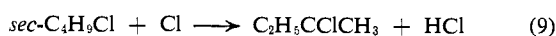
Isomerization of $n\text{-C}_3\text{H}_7\text{Br}$ and $n\text{-C}_4\text{H}_9\text{Br}$. The radiolysis of liquid $n\text{-C}_3\text{H}_7\text{Br}$ at 25° in the dose range of 0.7 to $2 \times 10^{20} \text{ ev g}^{-1}$ at a dose rate of $3.3 \times 10^{18} \text{ ev g}^{-1} \text{ min}^{-1}$ gave an average $G(i\text{-C}_3\text{H}_7\text{Br})$ of 2.1 in agreement with the value of 2.07 reported earlier.³ In contrast to the results with the alkyl chlorides, neither this value nor the value of $G = 7$ found at 100° was affected by the presence of 1.3 mole % HCl.

Figure 8 shows the formation of $\text{sec-C}_4\text{H}_9\text{Br}$ from

(6) The experiments at 160° were done with the liquid sealed in heavy-walled tubing. Relatively negligible isomerization occurred when similar HBr- $n\text{-C}_3\text{H}_7\text{Cl}$ solutions were held at 160° without irradiation.

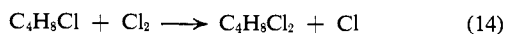
$n\text{-C}_4\text{H}_9\text{Br}$ at 25 and 100° as a function of dose. The yields at each temperature, in the dose range of Figure 8, increased gradually with increasing HCl concentration in the range from 0 to 1.2 mole %. At 1.2 mole % they are about 1.6 times the value in the absence of HCl and seem to level off.

Products of Radiation-Induced Chlorination of Liquid Alkyl Chlorides. It has been suggested² that reaction 2, the isomerization of chloropropyl radical, may be an equilibrium which maintains appreciable concentration of both radicals in the steady state during a radiolysis experiment. Consistent with this hypothesis, both tritiated isopropyl chloride and tritiated n -propyl chloride are formed during the radiolysis of $n\text{-C}_3\text{H}_7\text{Cl}$ containing added TCl (see below). Seemingly inconsistent with the equilibrium hypothesis is the fact that there is negligible radiation-induced isomerization of $i\text{-C}_3\text{H}_7\text{Cl}$ to $n\text{-C}_3\text{H}_7\text{Cl}$ or of $sec\text{-C}_4\text{H}_9\text{Cl}$ to $n\text{-C}_4\text{H}_9\text{Cl}$, even in the presence of added HCl. However, there is no inconsistency if hydrogen abstraction occurs by reactions 8 and 9 rather than 10 and 11, since the radicals formed by



8 and 9 do not allow for a Cl shift without an H shift.

Fredericks and Tedder^{7a} have determined the distribution of products formed when gaseous mixtures containing a ratio of $\text{Cl}_2:sec\text{-C}_4\text{H}_9\text{Cl}:\text{N}_2$ of 1:11:360 are illuminated with light absorbed only by the Cl_2 , initiating reaction chains of the type



The distribution of dichlorides formed, 1,2:2,2:2,3:1,3, is in the ratio (%) 4:26:51:19 at 35° and nearly the same at 78°. In a similar experiment using liquid $sec\text{-C}_4\text{H}_9\text{Cl}$ containing 2% Cl_2 we have found essentially the same ratio of products except for 1,2- $\text{C}_4\text{H}_8\text{Cl}_2$, which was below our level of detectability. The low relative yield of the 1,2 isomer is consistent with the observed low yield of isomerization of $sec\text{-C}_4\text{H}_9\text{Cl}$ to $n\text{-C}_4\text{H}_9\text{Cl}$ in the radiolysis.

The ratio 1,1:1,2:1,3:1,4 of dichlorides resulting from illumination of Cl_2 in a large excess of N_2 containing $n\text{-C}_4\text{H}_9\text{Cl}$,^{7b} is reported to be 8:26:48:18 (%). We obtain results for the radiolysis in the liquid at -78 to 100°, and for the photolysis in the liquid at -78°, which show the same qualitative trends.

Table II shows relative yields of the dichlorides produced by exposure of liquid $n\text{-C}_3\text{H}_7\text{Cl}$ and $i\text{-C}_3\text{H}_7\text{Cl}$ containing Cl_2 to γ radiation, and to light absorbed by the Cl_2 , at different temperatures. These indicate appreciable abstraction of H from the primary C atom during chlorination of $i\text{-C}_3\text{H}_7\text{Cl}$, thus leaving open the question as to why isomerization does not occur when $i\text{-C}_3\text{H}_7\text{Cl}$ containing HCl is exposed to radiation.

Ratio of $i\text{-C}_3\text{H}_6\text{TCl}$ to $n\text{-C}_3\text{H}_6\text{TCl}$ from Radiolysis of $n\text{-C}_3\text{H}_7\text{Cl}$ in the Presence of TCl. If both $\text{CH}_3\text{CHCH}_2\text{Cl}$ and $\text{CH}_3\text{CHClCH}_2$ radicals are present in significant

(7) (a) P. S. Fredericks and J. M. Tedder, *J. Chem. Soc.*, 3520 (1961); (b) P. S. Fredericks and J. M. Tedder, *ibid.*, 144 (1960).

Table II. Products of Chlorination in $n\text{-C}_3\text{H}_7\text{Cl}$ and $i\text{-C}_3\text{H}_7\text{Cl}$ ^a

Radiation	Temp, °C	Relative yields Dichloropropanes			
		1,1	1,2	2,2	1,3
<i>n</i> -Propyl Chloride					
γ	-78	0.14	1	0	0.41
	25	0.15	1	0	0.46
	25	0.16	1	0	0.43
	100	0.13	1	0	0.45
Light	35	0.20	1	0	0.50
	-78	0.14	1	0	0.36
Isopropyl Chloride					
γ	-78	0	0.32	1	Trace ^b
	25	0	0.58	1	Trace ^b
	25	0	0.70	1	Trace ^b
	100	0	0.70	1	Trace ^b
Light	35	0	0.69	1	Trace ^b
	-78	0	0.38	1	Trace ^b

^a The samples for the experiments of Table II consisted of solutions of about 2 mole % chlorine in liquid propyl chloride, prepared by the usual vacuum-line techniques and sealed in 6-mm o.d. Pyrex tubes which were maintained in the dark until irradiation. Illuminations with an AH6 arc filtered by Pyrex were of 30-min duration, at a distance of 15 cm. γ irradiations were at a dose rate of 3.4×10^{18} ev $\text{g}^{-1} \text{min}^{-1}$ for 5 min when at 100°, 10 min when at 25°, and 20 min when at -78°. In all of the experiments the chlorine was completely consumed. ^b 0.01 or less.

proportions in the steady-state equilibrium represented by reaction 2, and if the activation energies for abstraction of hydrogen from HCl by the two radicals are not too different, radiolysis in the presence of TCl should yield both $n\text{-C}_3\text{H}_6\text{TCl}$ and $i\text{-C}_3\text{H}_6\text{TCl}$. Four such experiments, summarized in Table III, show both products with the yield of $n\text{-C}_3\text{H}_6\text{TCl}$ being the larger.

Table III. Ratio of Tritiated $i\text{-C}_3\text{H}_7\text{Cl}$ to Tritiated $n\text{-C}_3\text{H}_7\text{Cl}$ Produced in the Radiolysis of Liquid $n\text{-C}_3\text{H}_7\text{Cl}$ in the Presence of 1.6 Mole % HCl (H³)

Temp, °C	Dose, ev $\text{g}^{-1} \times 10^{20}$	Ratio, ^a $\frac{i\text{-C}_3\text{H}_6\text{TCl}}{n\text{-C}_3\text{H}_6\text{TCl}}$	$G(i\text{-C}_3\text{-H}_7\text{Cl})^b$	$G(i\text{-C}_3\text{-H}_7\text{Cl})^c$	Isotope effect factor ^d
24	1.6	0.40	98	28.5	3.4
-80	3.4	0.77	7.8	3.2	2.4
97	0.11	0.41	266	91	2.9
-80	6.8	0.77	7.3	2.9	2.5

^a The $i\text{-C}_3\text{H}_7\text{Cl}$ and $n\text{-C}_3\text{H}_7\text{Cl}$ were separated by gas chromatography and quantitatively trapped. The tritium content was determined by liquid scintillation counting. ^b Based on gas chromatographic analysis for $i\text{-C}_3\text{H}_7\text{Cl}$. ^c This column shows $G(i\text{-C}_3\text{H}_7\text{Cl})$ calculated on the assumption that the fraction of the tritium activity found in the form of $i\text{-C}_3\text{H}_6\text{TCl}$ is equal to the fraction of the HCl + TCl which reacted with $\text{CH}_3\text{CHClCH}_2$ radicals by reaction 3. ^d Ratio of column 4 to column 5.

Discussion

Elementary Steps in the Isomerization. The significant steps in the radiation-induced isomerizations of $n\text{-C}_3\text{H}_7\text{Cl}$, $n\text{-C}_4\text{H}_9\text{Cl}$, and $i\text{-C}_4\text{H}_9\text{Cl}$ in the presence of HCl and TCl may be indicated as shown in Scheme I using $n\text{-C}_3\text{H}_7\text{Cl}$ as the example. The activation energies for abstraction of hydrogen from C_2H_6 , $\text{C}_2\text{H}_5\text{Cl}$, and C_3H_8 by chlorine atoms are 1, 1.5, and 0.7 kcal mole⁻¹, respectively.⁸ It is probable that the value for the reaction with $n\text{-C}_3\text{H}_7\text{Cl}$ is also about 1 kcal mole⁻¹. The only fate of Cl atoms in these systems is to abstract

(8) H. O. Pritchard, J. B. Pyke, and A. F. Trotman-Dickenson, *J. Am. Chem. Soc.*, 77, 2629 (1955).

than the probability that a radical will encounter another radical and undergo reaction 4 to end the isomerization chain. The ratio of HCl molar concentrations required to give the same $G(\text{isomerization})$ at two different steady-state radical concentrations should equal the ratio of the radical concentrations. Experiments with 90 torr of alkyl chloride required about 130 torr of HCl (60 mole %) to give G values (upper curve of Figure 7) equal to those found in the liquid phase at 1 mole %. This is a ratio of molar HCl concentration in the gas to that in the liquid of 0.07, as compared to a ratio of 0.02 estimated for the radical concentrations in the same experiments on the basis of square-root dependence on the density. Considering that the density of the gas is less than 10^{-3} that of the liquid and uncertainties in estimating gas-phase dosage rates, these numbers are in plausible agreement. The deviation is in the direction which would be expected if chain lengths are reduced by wall termination in the gas phase.

The data cannot be explained by energy or charge transfer from the HCl to the alkyl chloride.

Isomerization of $n\text{-C}_4\text{H}_9\text{Cl}$ in High-Dose Ranges.

The constant value of the rate of isomerization of $n\text{-C}_4\text{H}_9\text{Cl}$ in the dose range of about 10×10^{20} to 40×10^{20} ev g^{-1} (Figure 1) suggested that a constant steady-state level of HCl concentration might prevail in this range. Determinations of the yields of HCl up to 10^{22} ev g^{-1} indicate, however, that the differential $G(\text{HCl})$ remains constant at a value of about unity from 3×10^{21} to 10^{22} ev g^{-1} (after decreasing from the value of 4.7 which is observed below 10^{21} ev g^{-1}). The fact that $G(\text{sec-C}_4\text{H}_9\text{Cl})$ remains constant in this range, while the HCl concentration increases, indicates the appearance of a process which consumes radicals in competition with their reaction with HCl more readily than does radical-radical combination. This must be reaction of the radicals with a radiation-produced impurity, probably an olefin. The HCl concentration produced in the system at 10^{22} ev g^{-1} is about 2.5 mole %, a concentration at which $G(\text{sec-C}_4\text{H}_9\text{Cl})$ still increases linearly with added HCl when the HCl is added at the start of an experiment.

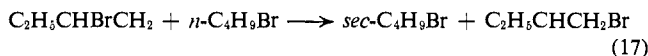
Isomerization of $n\text{-C}_3\text{H}_7\text{Br}$ and $n\text{-C}_4\text{H}_9\text{Br}$. Wilcox,¹² using the very high dose of 9.5×10^{21} ev g^{-1} with a dose rate of 3×10^{17} $\text{ev g}^{-1} \text{min}^{-1}$, has reported a G value of 0.2 for the isomerization of $n\text{-C}_4\text{H}_9\text{Br}$ to $\text{sec-C}_4\text{H}_9\text{Br}$. The present work indicates (Figure 8) a G value of 10 for doses up to at least 1.6×10^{20} ev g^{-1}

(12) W. S. Wilcox, *Radiation Res.*, 10, 112 (1959).

at a dose rate of 3.5×10^{18} $\text{ev g}^{-1} \text{min}^{-1}$ at 25° . At 100° and doses below 0.7×10^{20} ev g^{-1} , $G = ca. 80$ but falls at higher doses. In a recent extensive investigation of the radiolysis of $n\text{-C}_4\text{H}_9\text{Br}$ as a function of dose rate, dose, and temperature, Martin and Williams¹³ have found that the chain character of the isomerization is more fully manifested at still lower dose rates and doses. Thus, for a dose of 1.3×10^{17} ev g^{-1} and a dose rate of 4.5×10^{15} $\text{ev g}^{-1} \text{min}^{-1}$ they obtain values of $G(\text{isomerization})$ of 187, 466, 965, and 2065 at 16, 38, 61, and 87° , respectively.

At the dose rates and doses we have used, HBr, which is a product of the radiolysis, does not catalyze the isomerization of $n\text{-C}_4\text{H}_9\text{Br}$ as HCl catalyzes the isomerization of the chlorides, and added HCl up to 1 mole % has only a small catalytic effect. Likewise, HCl does not catalyze the isomerization of $n\text{-C}_3\text{H}_7\text{Br}$ either at 25 or 100° . This indicates either that the observed isomerization cannot occur by an intraradical shift, such as occurs in the case of the chlorides, or that Cl atoms do not abstract H from the β position in alkyl bromides, or that the activation energy for reaction of the radical with HCl is too high to permit a chain reaction. Studies of the photochemical chlorination of $n\text{-C}_4\text{H}_9\text{Br}^7$ indicate that essentially no abstraction of hydrogen by chlorine atoms occurs from the β position of $n\text{-C}_4\text{H}_9\text{Br}$, the ratio of abstraction being 8:0:67:25 from the 1, 2, 3, and 4 positions. This contracts with the chlorination⁷ of $n\text{-C}_4\text{H}_9\text{Cl}$ where the ratio is 8:26:49:17.

The simplest plausible mechanism for the chain isomerization of $n\text{-C}_4\text{H}_9\text{Br}$ involves the steps



with the chain being carried by many repetitions of steps 16 and 17. This implies that the $\text{C}_2\text{H}_5\text{CHBrCH}_2$ radical can abstract a β H from $n\text{-C}_4\text{H}_9\text{Br}$ more readily than a Cl atom can. The increase in G with temperature must result from the activation energies of reactions 16 and 17. A mechanism analogous to that believed to account for the chain isomerization of $n\text{-C}_3\text{H}_7\text{Cl}$,^{2a} in which the chain is carried by halogen atom abstraction of β hydrogens, seems to be inconsistent with the photochemical chlorination data⁷ noted above.

(13) D. H. Martin, Ph.D. Thesis, University of Tennessee, 1966; T. F. Williams, private communication.